


Track app : Quick Guide

About

AoFrio's mobile Track app is designed for asset owners (eg cooler and refrigerator fleets) who may only visit their sites occasionally. It can:

- Download to sales, distribution, and storekeeper phones
- Collect data passively while running in the background
- Extract, stores and transmits data from connected coolers
- Confirms the geo-location of coolers
- Transmits data securely to the Cloud via 3G/4G or Wi-Fi



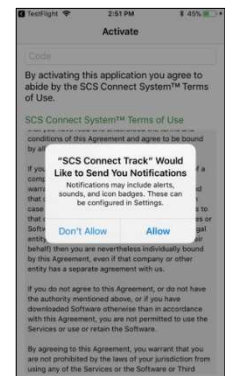
Set up & authentication

- 1 Download Track app and start authentication.


Tap **Always Allow** when asked if Track app can access your location.



- 2 Tap **Allow** when asked if Track app can send you notifications.



- 3 Ask your company's user manager to send you an activation code for Track app. When you receive the email notification with the code, enter the code into Track app to access the app.

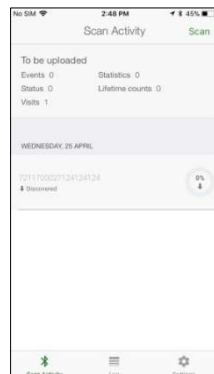




Scan activity & download data

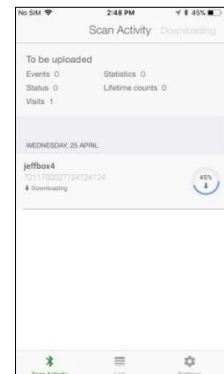
1

Track app works passively in the background while you visit a site to discover and connect to the coolers in your fleet and gather activity data from them.



2

Once connected Track app starts downloading data from the cooler.



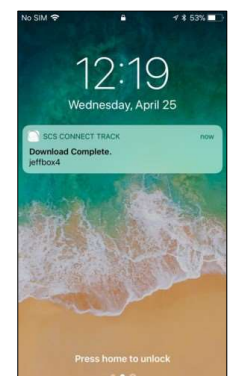
3

Once the download is complete, Track app will wait till it is connected to the Cloud before uploading the data.



4


If you have enabled notifications, you will also receive an alert to say the download is complete.



Check logged events

1

To view logged events for Track app, tap **Log** to review the list.



Update settings

1

To view and update settings for Track app, tap **Settings** to review the list.

